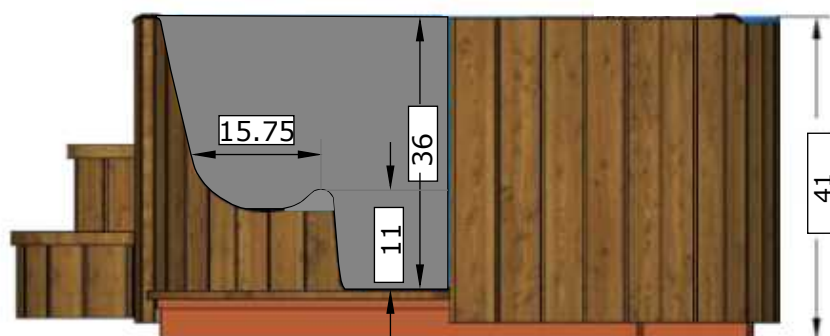
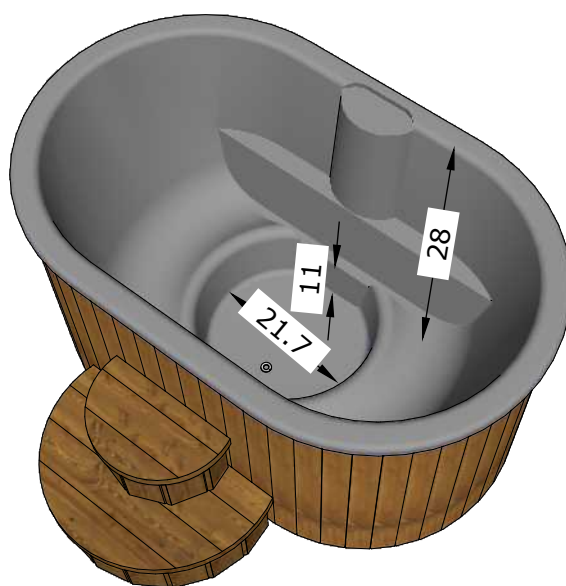
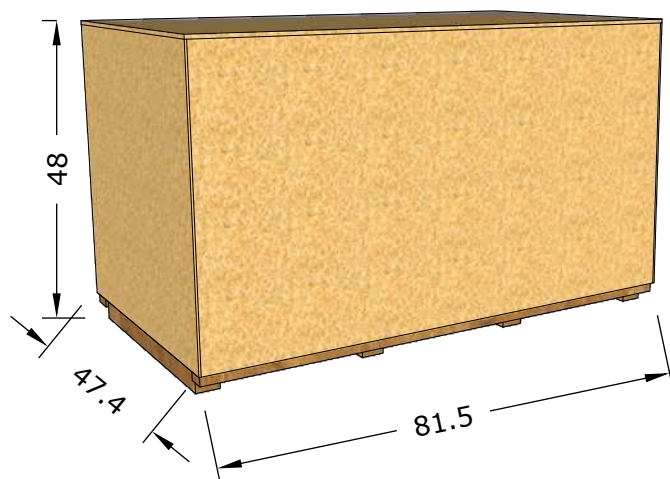


Serial Number



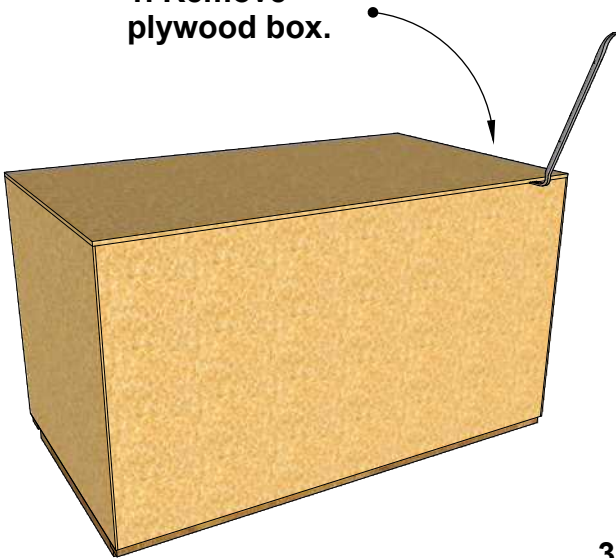
Gross weight 396 lbs
Net weight 220 lbs
200 gal



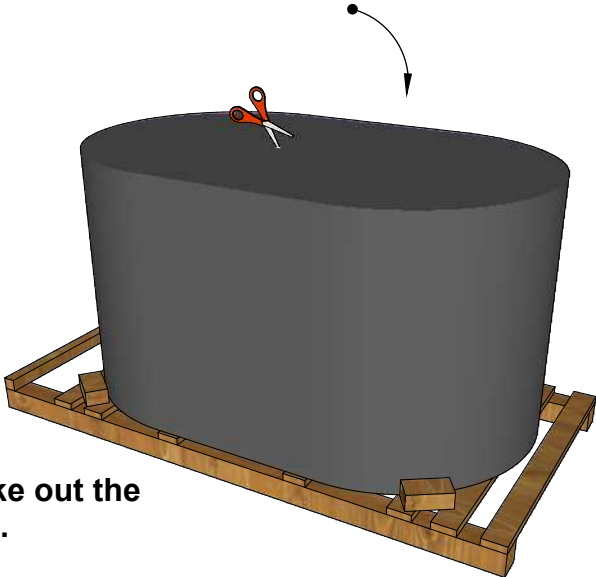
(LxBxH) 47.4 x48 x81.5 in

Immersia Model 200 N / 200 B

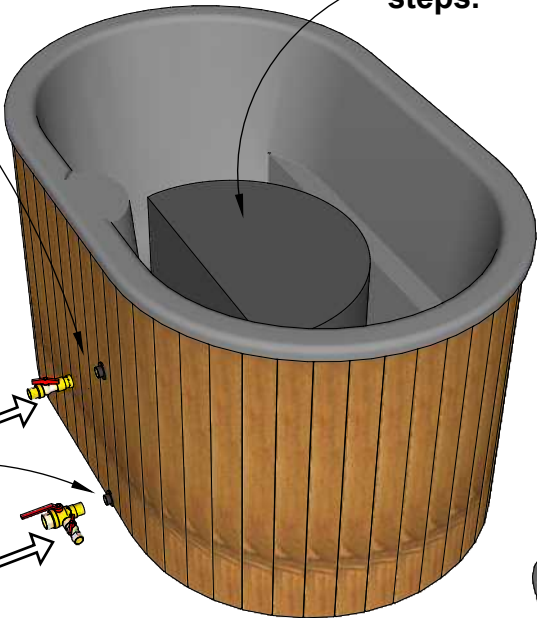
1. Remove plywood box.



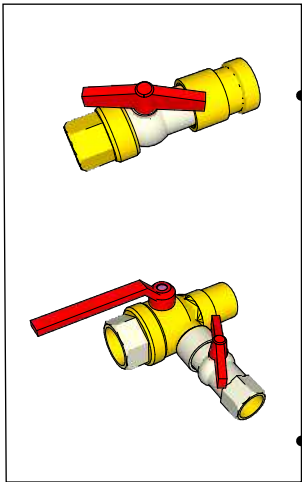
2. Carefully cut and remove protective plastic!



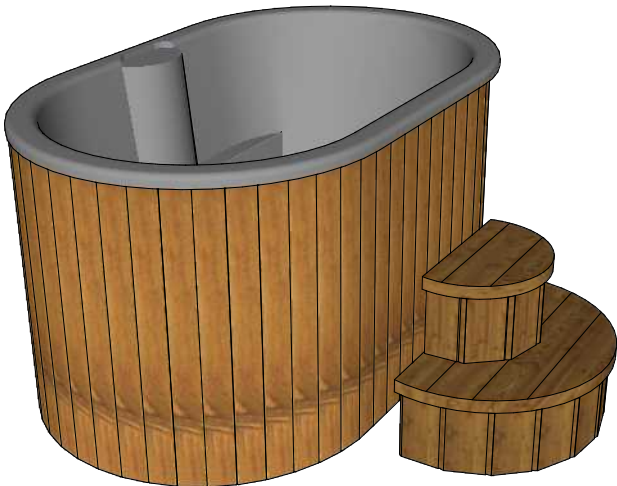
3. Take out the steps.




4. Connect pipes using pipe thread tape.



5. Place the steps.



6. Fill with water.



Immersia Model 200 N / 200 B

Base Requirements:

The base or foundation for the Cold Plunge must be level, stable, and situated at least three inches above the surrounding ground. All supporting base beams must be adequately reinforced.

Recommended Base Construction:

We recommend installing the Cold Plunge on concrete blocks or strips placed atop a layer of compacted gravel. A geotextile layer beneath the tub can help prevent weed and grass growth. Alternatively, the tub may be placed on an existing terrace or pavement, provided it remains at least three inches above the surrounding surface.

Maintenance of the Cold tub

Cleaning and maintaining the Cold tub regularly is important in terms of both hygiene and the long-term preservation of the hot tub.

It is recommended to process at least once a year the wooden parts of hot tub (walls, stair) with wooden oil appropriate for exterior use.

! In winter, always drain the water from the hot tub and stove after using it to prevent any subsequent freezing of water in the tub or its pipes. Water freezing may cause the hot tub or Chiller to break! The drain valve must also be left open to avoid the risk of the valve freezing and breaking!

- Refer to chiller manufacturers operating instructions for maintenance and winter storage.

Important! The instructions below are recommendations for users of the Cold tub.

- It is advisable to wash the hot tub after each use.
- It is advisable to shower before using the hot tub, to ensure better hygiene in the water.
- The Cold tub may be washed with a pressure washer, and it is advisable to use regular household detergents and a soft cloth to clean it.
- No hard material or material with a rough surface or chlorine-containing cleaning agents should be used to clean the hot tub (will cause discoloration of the hot tub).

SERIAL NUMBER: _____

When submitting a complaint, it must be accompanied by one or more photos, a description of the deficiency, the order number and the serial number required to identify the product.